



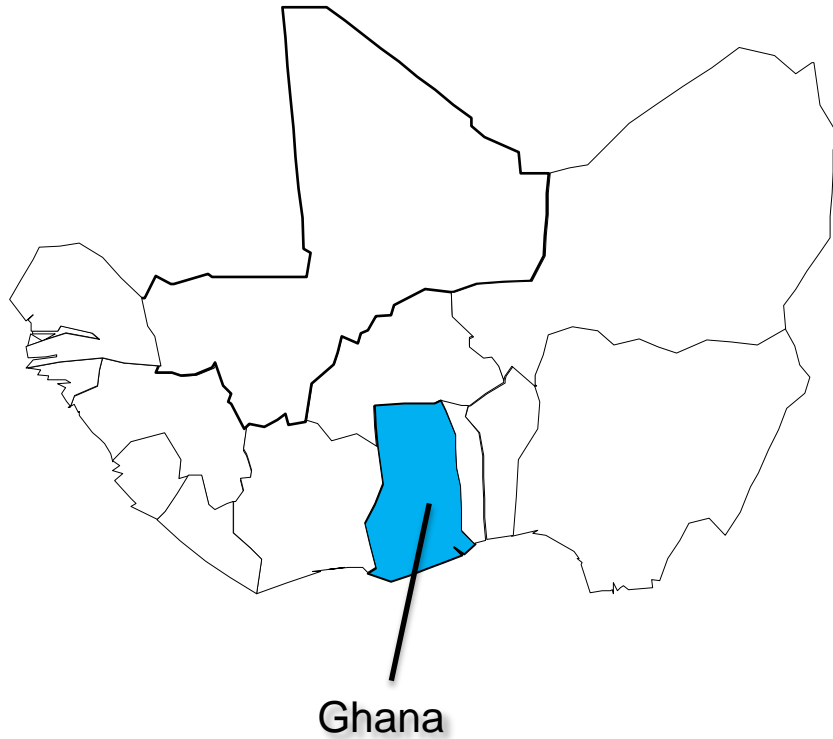
Project “Doing Business in the Economic Community of West African States (ECOWAS)”

Country Profile of Ghana

by: Ghalia Takriti and Elissavet Panagiotidou

Ghana: Overview (2/2)

Map of ECOWAS & Pictures



Kakum national park in Ghana

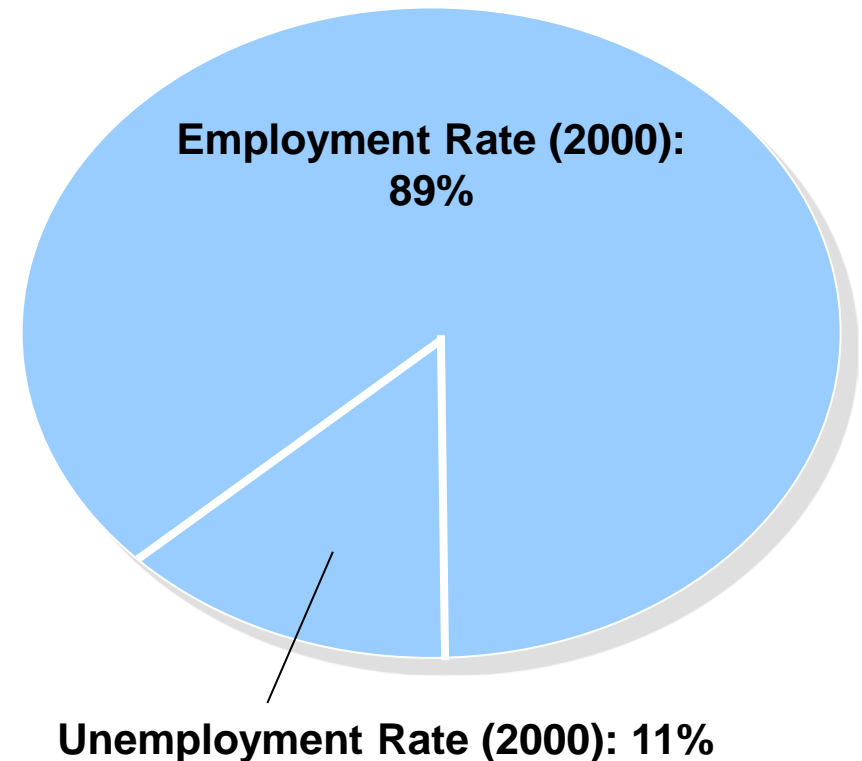


Cape Coast Castle

Ghana: Overview (2/2)

Demography & Geography

Population	27 million
Capital	Accra
Type of government	Constitutional Democracy
Year of independence	1957
Languages	English (official) Ghanaian Languages e.g. Akan, Ewe...
Religion	Christian, Indigenous Beliefs & Islam
Currency & Exchange rate (date)	Ghanaian Cedi (GHS) 1.00 € = 3.83 GHS (18.01.2015)



*rounded figures

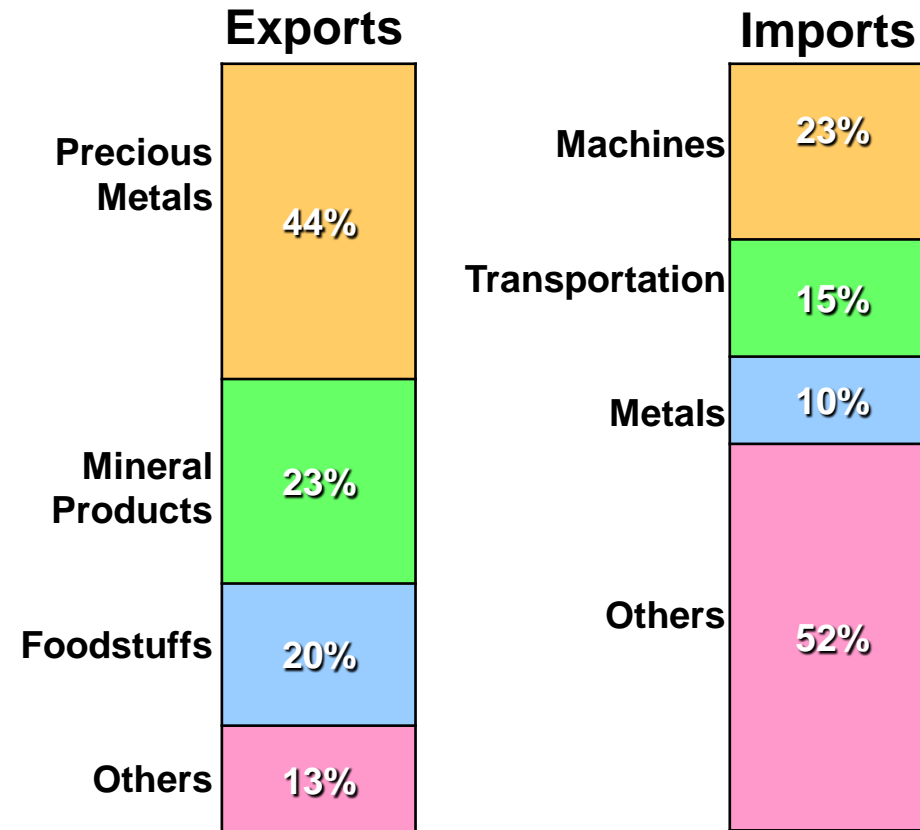
Source: 1) <http://www.indexmundi.com/factbook/countries> 2) <http://www.xe.com/currencyconverter/#converter> 3) <http://data.worldbank.org/indicator/SL.UEM.TOTL.ZS>

Ghana: Economy (1/3)

GDP

GDP	48.14 billion US\$ (current US\$)
	90.41 billion US\$ (PPP)
GDP growth	+8% (based on 2013 US\$)
GDP per capita	3,500 US\$ (PPP)

Total Trade of merchandise & commercial services (2012)



Trade Value



*rounded figures

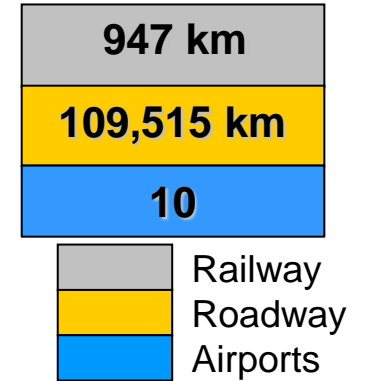
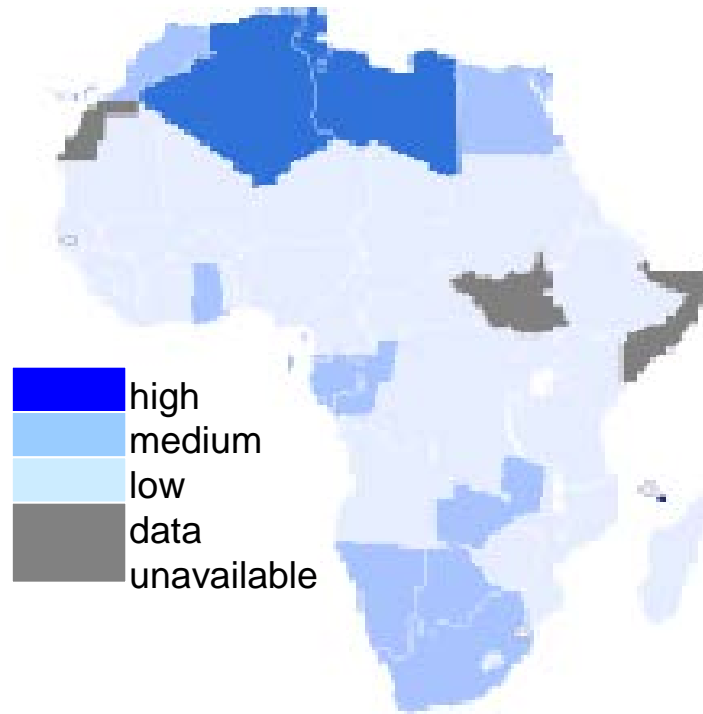
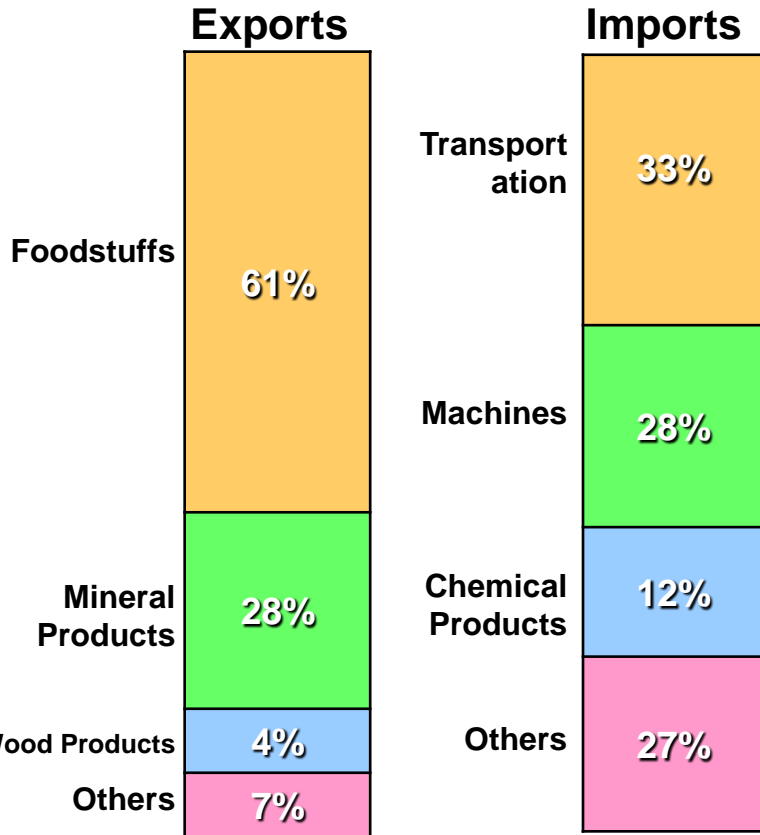
Source: 1) <http://data.worldbank.org/indicator/NY.GDP.MKTP.CD> <http://data.worldbank.org/indicator/NY.GDP.MKTP.PP.CD>
<http://data.worldbank.org/indicator/NY.GDP.MKTP.KD.ZG> <http://data.worldbank.org/indicator/NY.GDP.PCAP.PP.KD> 2) <http://www.indexmundi.com/factbook/countries>
 3) http://atlas.media.mit.edu/explore/tree_map/hs/import/mli/all/show/2012/ 4) http://atlas.media.mit.edu/explore/tree_map/hs/export/mli/all/show/2012/

Ghana: Economy (2/3)

Trade of merchandise & commercial services with Germany (2012)

Human Development Index
HDI: 0.573 (Rank: 138)

Transport



*rounded figures

Source: 1) http://atlas.media.mit.edu/explore/tree_map/hs/import/mli/deu/show/2012/

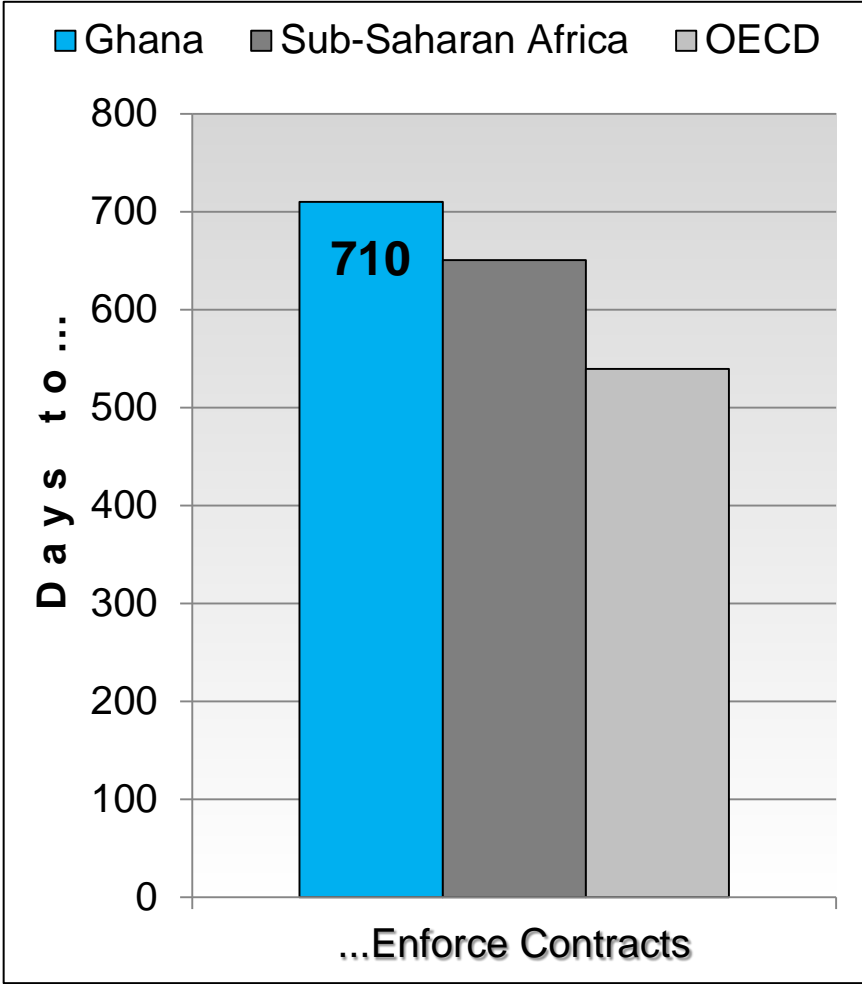
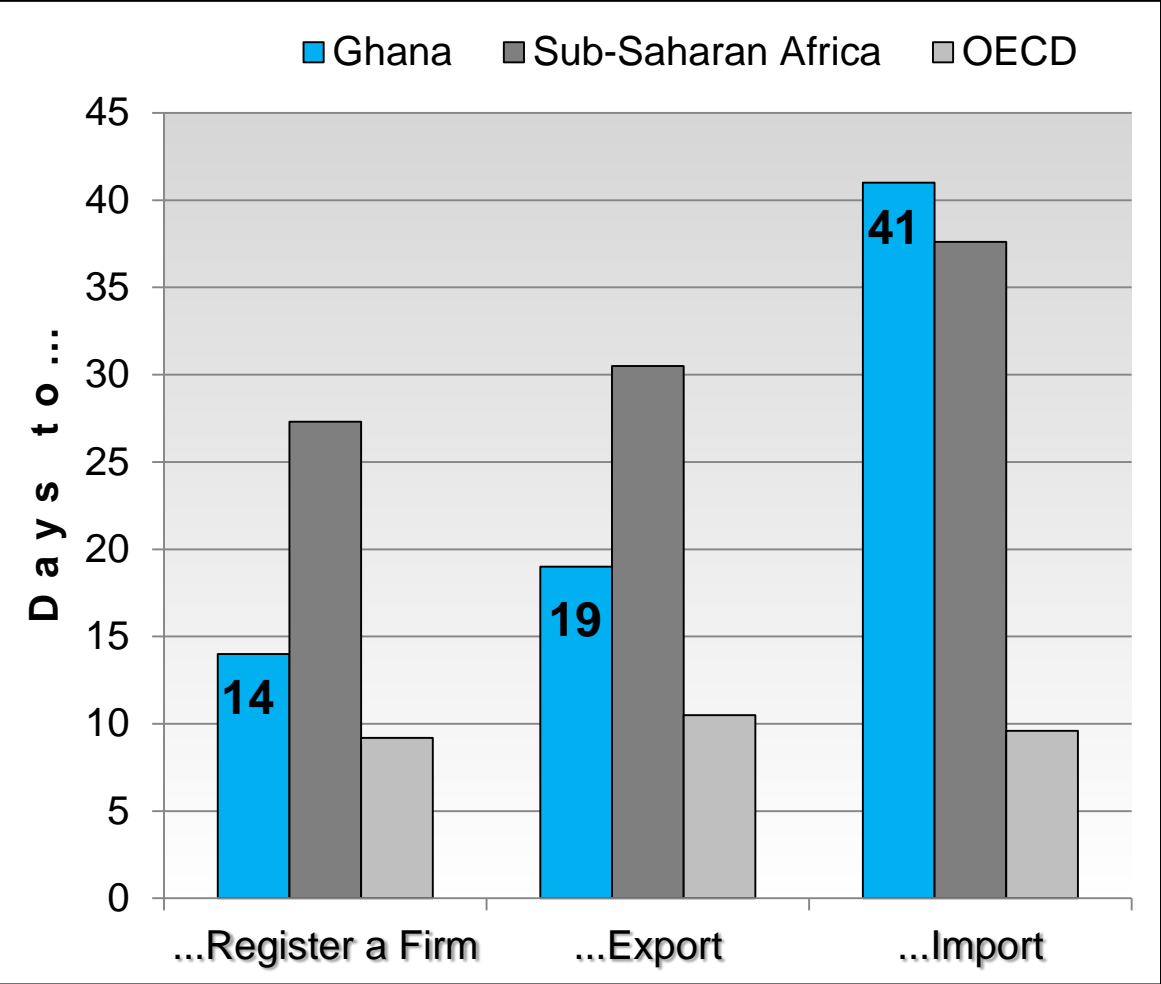
2) http://atlas.media.mit.edu/explore/tree_map/hs/export/mli/deu/show/2012/

3) <http://hdr.undp.org/en/content/table-1-human-development-index-and-its-components>

4) <http://www.infoplease.com/countries.html>

Ghana: Economy (3/3)

Ease of Doing Business



Source: <http://www.doingbusiness.org/rankings>

Ghana: Consumption (1/2)

Energy Consumption

Energy	Ghana	Romania (Population: 19.94 million)	Measuring Unit
Petroleum	66.57	215	Thousand Barrels per Day
Natural Gas	21.72	476	Billion Cubic Feet
Coal	0.00	40	Million Short Tons
Electricity	8.52	46	Billion kWh

Household Consumption Expenditure (2009)

Food & Beverages: 37%	Clothing & Footwear: 16%	Housing: 16%
Furnishings: 9%	Education: 7%	Transport: 6%
Others: 9%		

*rounded figures

Source: 1) http://en.wikipedia.org/wiki/Member_state_of_the_European_Union 2) <http://www.eia.gov/countries/index.cfm>

3) <http://www.afdb.org/fileadmin/uploads/afdb/Documents/Publications/Household%20Consumption%20Report.pdf>

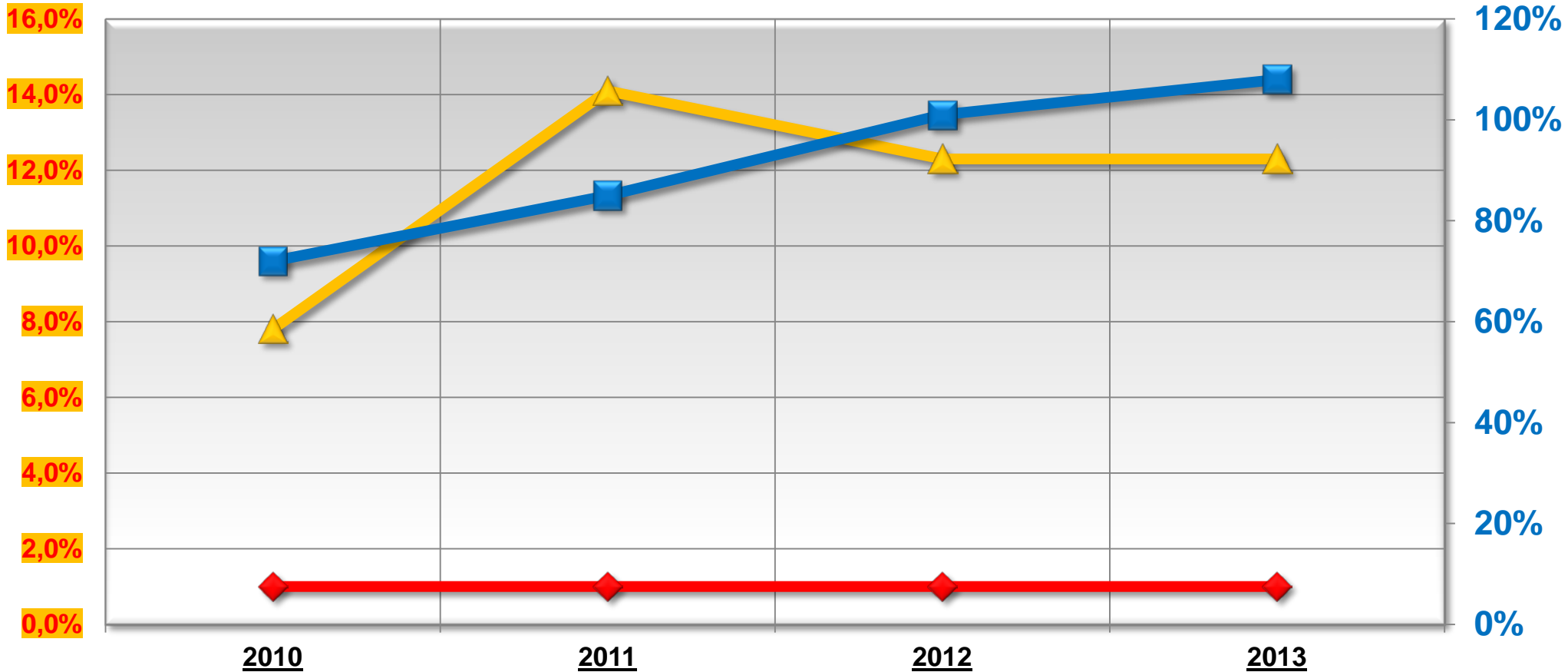
Ghana: Consumption (2/2)

Penetration of communication tools

Telephone lines & Internet

Mobile subscriptions

◆ Telephone lines
 ▲ Internet users
 ■ Mobile cellular subscriptions



Source: 1) <http://data.worldbank.org/indicator/IT.NET.USER.P2>
 3) <http://data.worldbank.org/indicator/IT.CEL.SETS.P2>

2) <http://data.worldbank.org/indicator/IT.MLT.MAIN.P2>