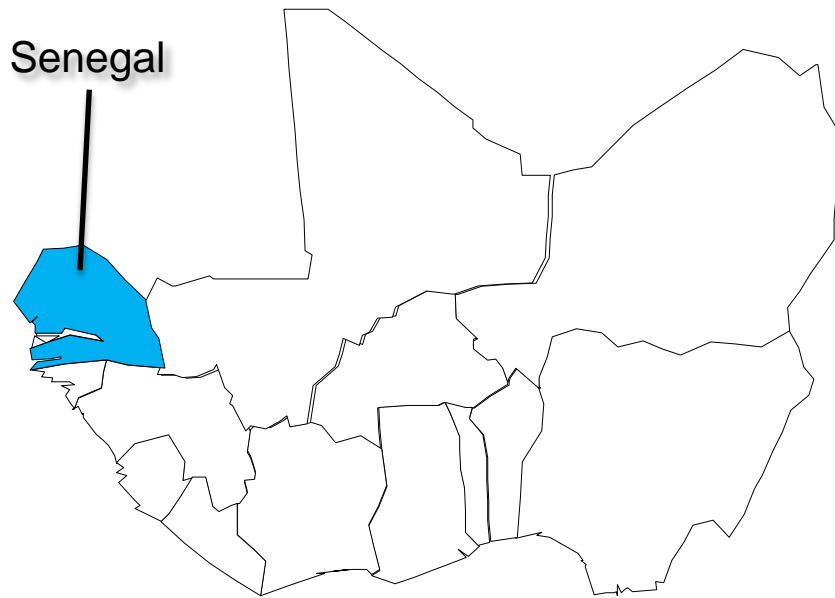


Project “Doing Business in the Economic Community of West African States (ECOWAS)”

Country Profile of Senegal
by: Carmen Tappert and Céline Castéran

Senegal: Overview (1/2)

Map of ECOWAS & Pictures



Senegal beach scene

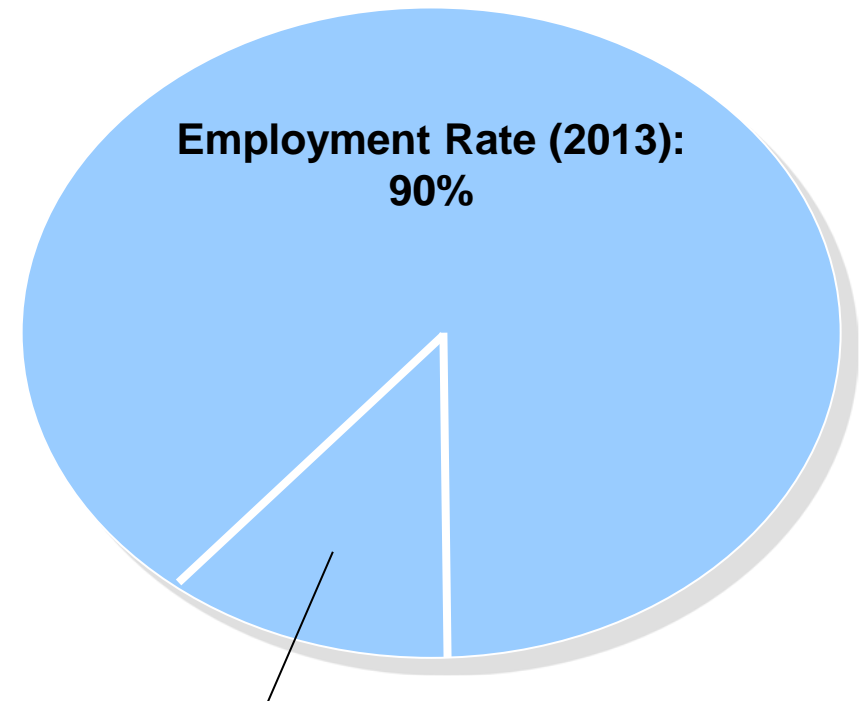


Senegal's president and U.S. President Obama

Senegal: Overview (2/2)

Demography & Geography

Population	13,6 million
Capital	Dakar
Type of government	Republic
Year of independence	1960
Languages	French (official), Wolof, Pulaar, Jola, Mandinka
Religion	Muslim (94%), Christian (5%, mostly Roman Catholic)
Currency & Exchange rate (date)	West African CFA franc (XOF) 1.00 € = 655 XOF (18.01.2015)



Unemployment Rate (2013): 10%

*rounded figures

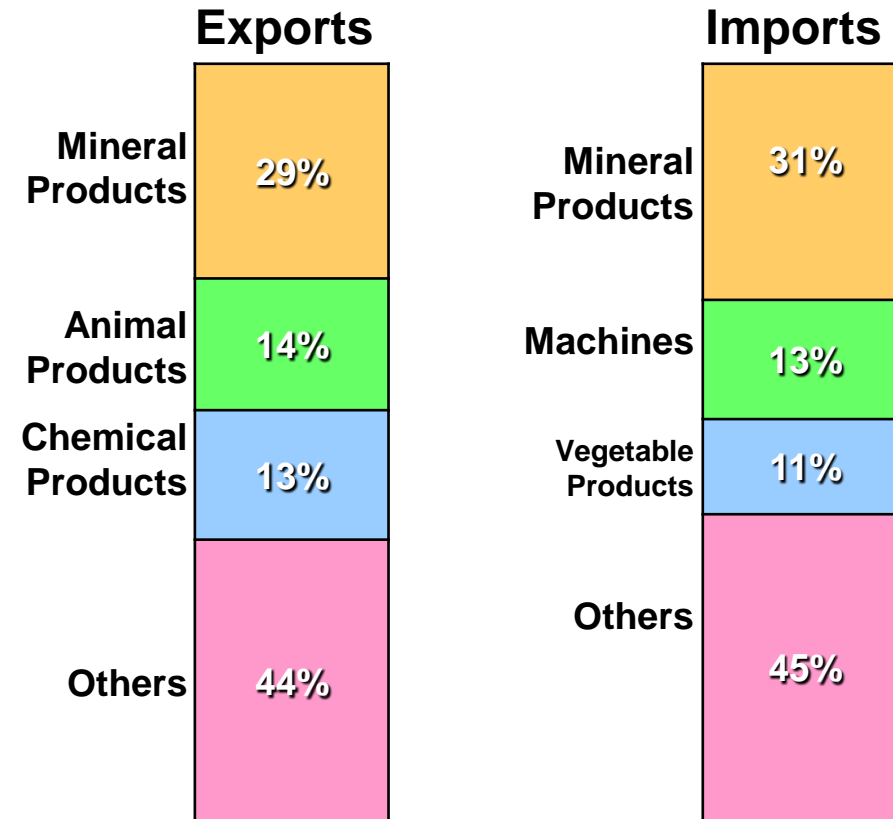
Source: 1) <http://www.indexmundi.com/factbook/countries> 2) <http://www.xe.com/currencyconverter/#converter> 3) <http://data.worldbank.org/indicator/SL.UEM.TOTL.ZS>

Senegal: Economy (1/3)


GDP

GDP	14,8 billion US\$ (current US\$)
	27,7 billion US\$ (PPP)
GDP growth	+2.8% (based on 2005 US\$)
GDP per capita	1,047 US\$ (PPP)

Total Trade of merchandise & commercial services (2012)



Trade Value



*rounded figures

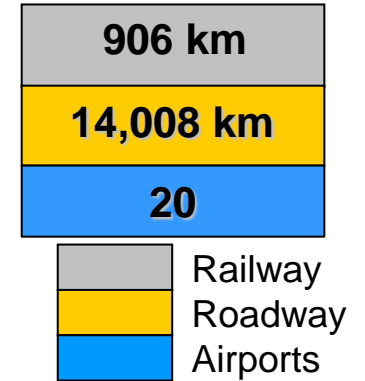
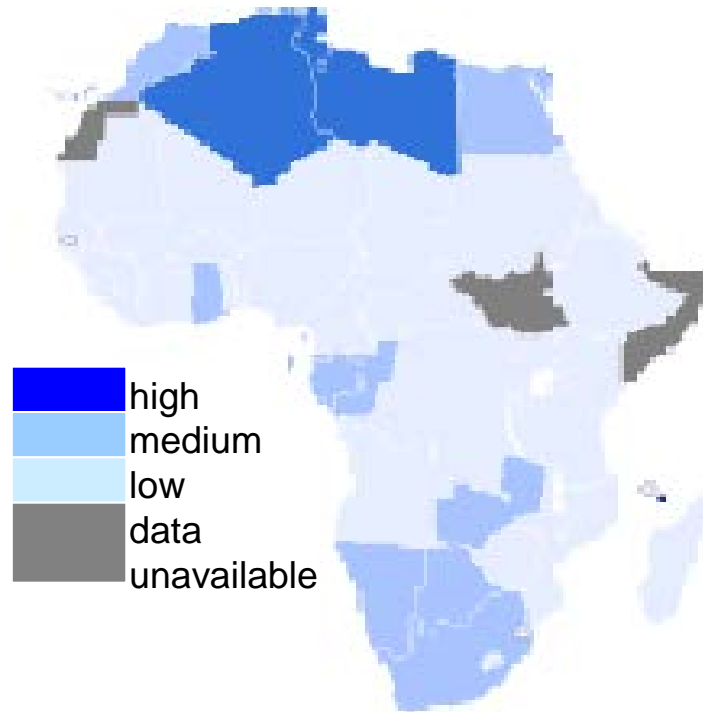
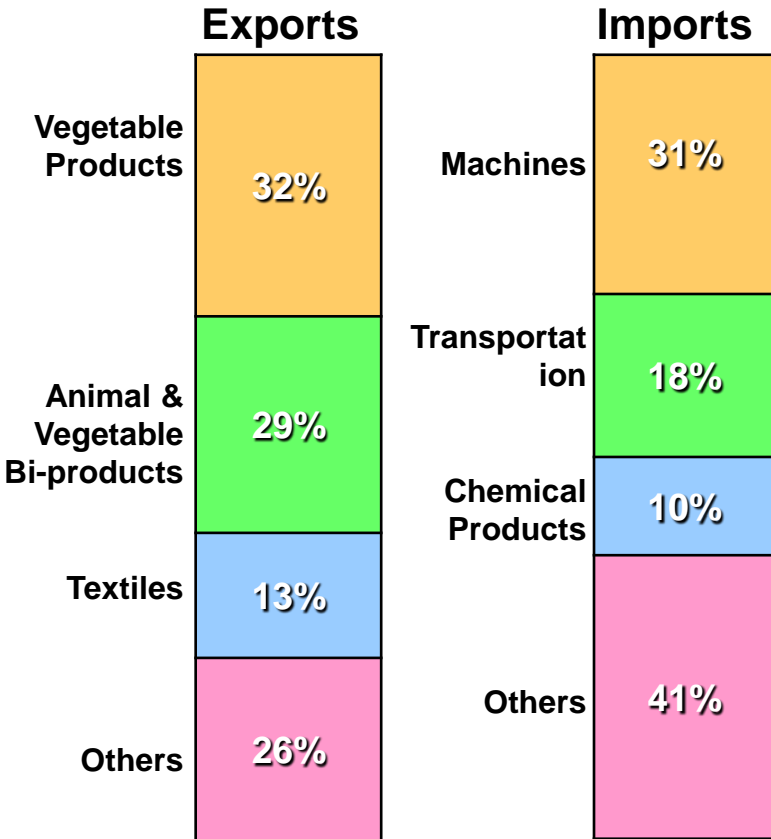
Source: 1) <http://data.worldbank.org/indicator/NY.GDP.MKTP.CD> <http://data.worldbank.org/indicator/NY.GDP.MKTP.PP.CD>
<http://data.worldbank.org/indicator/NY.GDP.MKTP.KD.ZG> <http://data.worldbank.org/indicator/NY.GDP.PCAP.PP.CD> 2) <http://www.indexmundi.com/factbook/countries>
 3) http://atlas.media.mit.edu/explore/tree_map/hs/import/mli/all/show/2012/ 4) http://atlas.media.mit.edu/explore/tree_map/hs/export/mli/all/show/2012/

Senegal: Economy (2/3)

Trade of merchandise & commercial services with Germany (2012)

Human Development Index
HDI: 0.485 (Rank: 163)

Transport

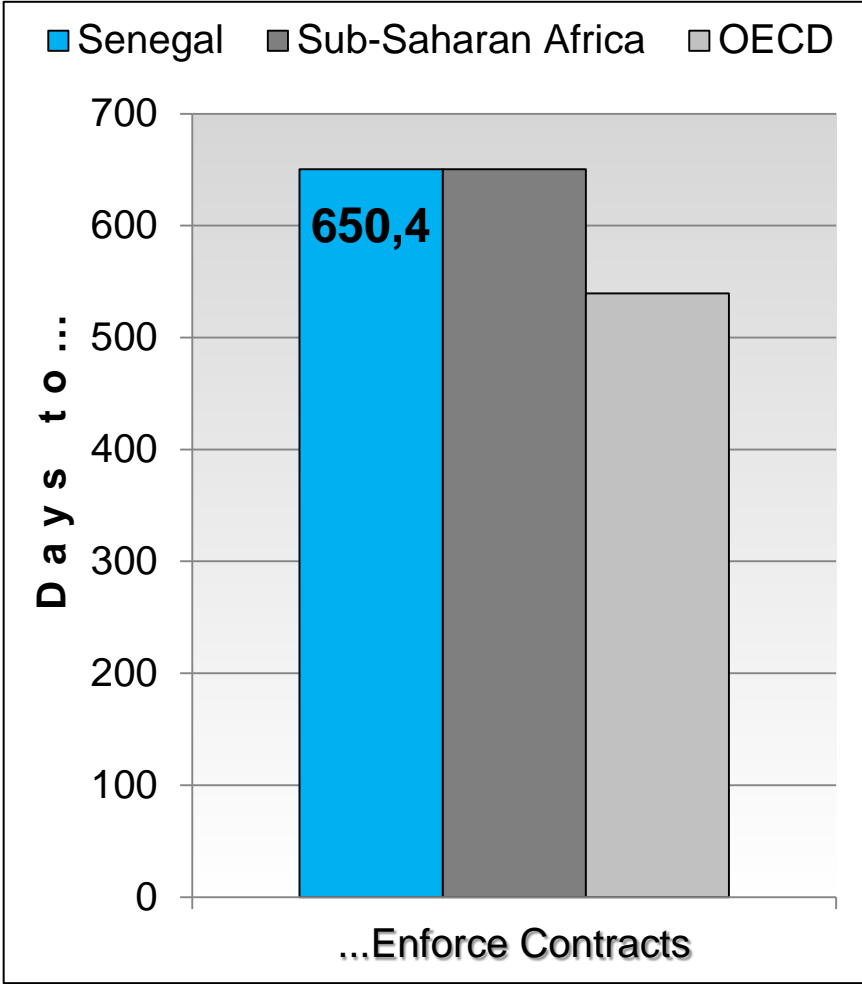
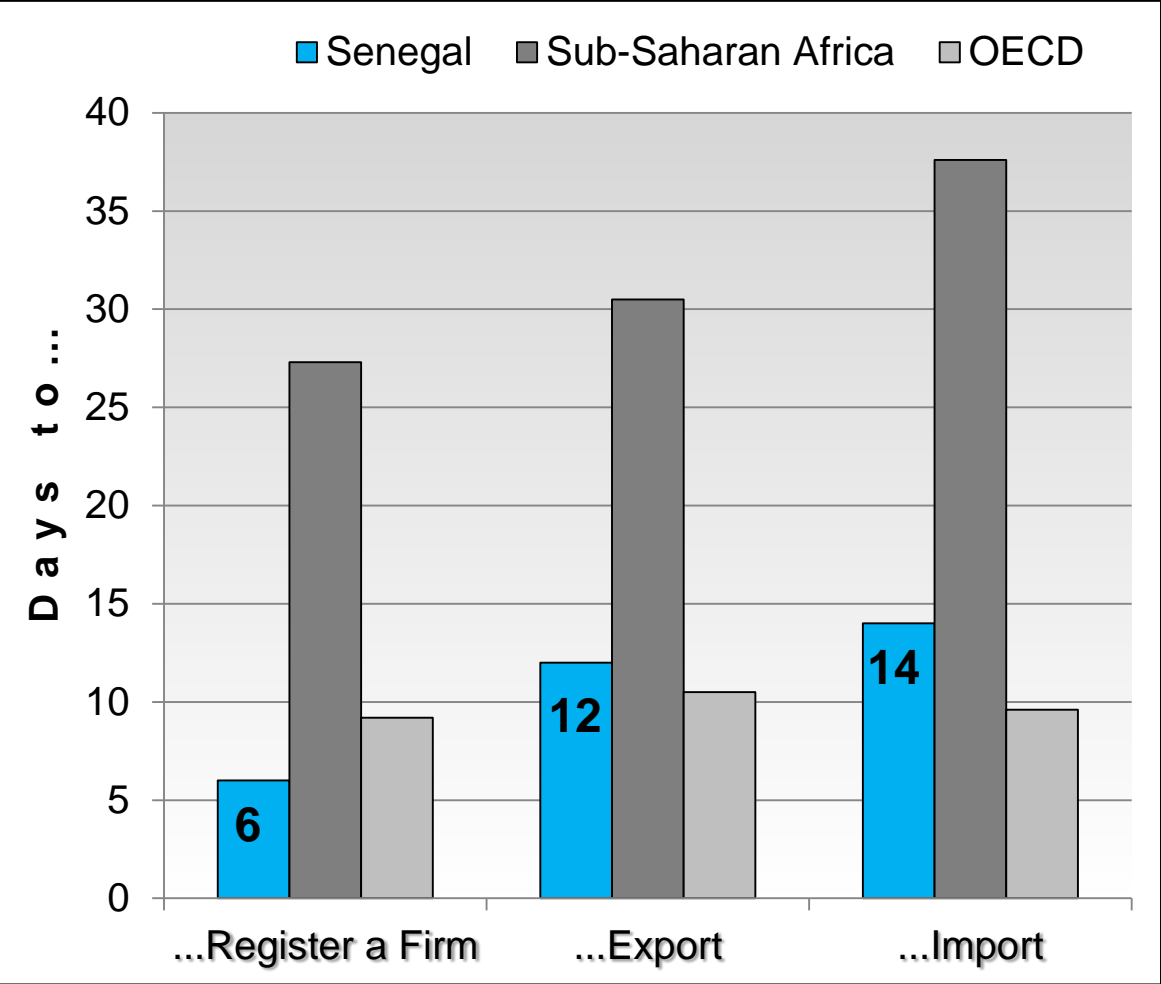


*rounded figures

Source: 1) http://atlas.media.mit.edu/explore/tree_map/hs/import/mli/deu/show/2012/ 2) http://atlas.media.mit.edu/explore/tree_map/hs/export/mli/deu/show/2012/
3) <http://hdr.undp.org/en/content/table-1-human-development-index-and-its-components> 4) <http://www.infoplease.com/countries.html>

Senegal: Economy (3/3)

Ease of Doing Business



Source: <http://www.doingbusiness.org/rankings>

Senegal: Consumption (1/2)

Energy Consumption

Energy	Senegal	Belgium (Population: 11.16 million)	Measuring Unit
Petroleum	44	613	Thousand Barrels per Day
Natural Gas	1	623	Billion Cubic Feet
Coal	0.5	5	Million Short Tons
Electricity	2.5	82	Billion kWh

Household Consumption Expenditure (2009)

Food & Beverages: 48%	Housing: 15%	Furnishings: 7%
Communication: 6%	Health: 4%	Alcoholic Beverages & Tobacco: 4%
Others: 16%		

*rounded figures

Source: 1) http://en.wikipedia.org/wiki/Member_state_of_the_European_Union 2) <http://www.eia.gov/countries/index.cfm>

3) <http://www.afdb.org/fileadmin/uploads/afdb/Documents/Publications/Household%20Consumption%20Report.pdf>

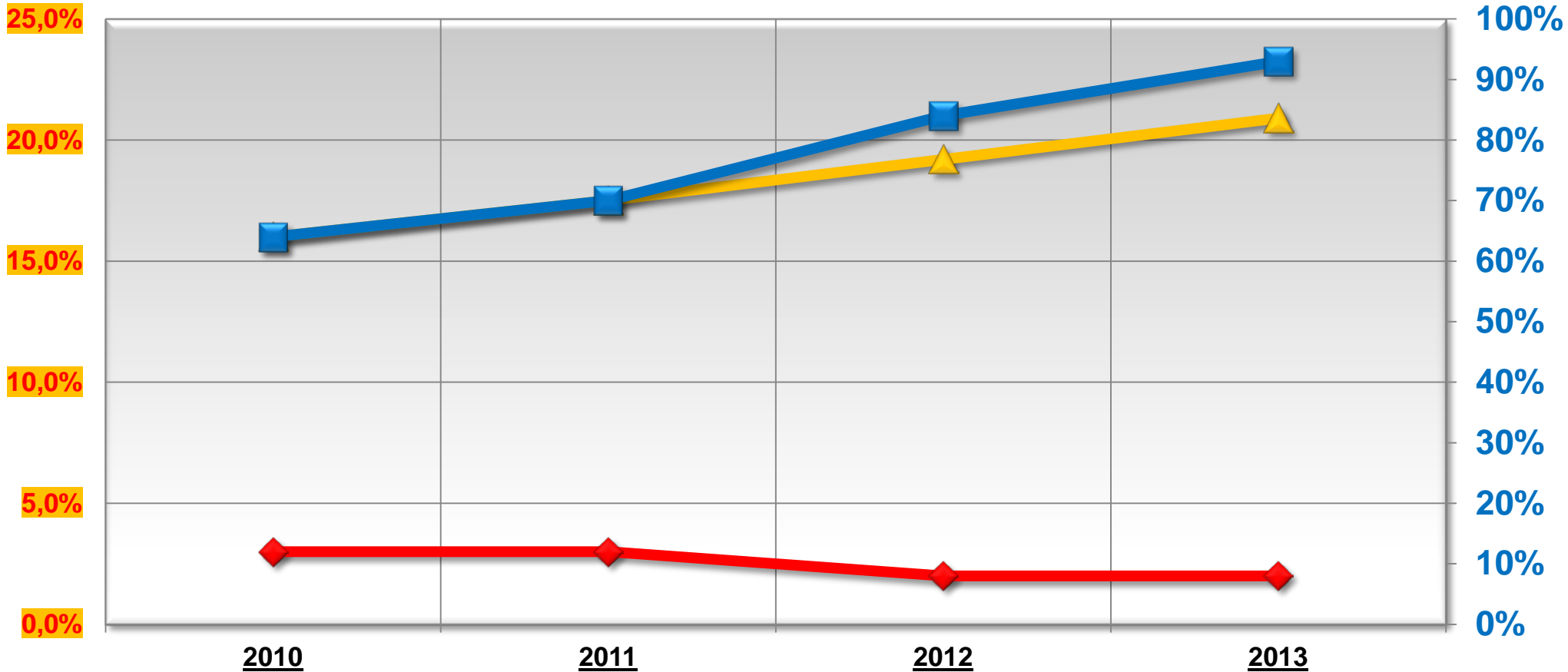
Senegal: Consumption (2/2)

Penetration of communication tools

Telephone lines & Internet

Mobile subscriptions

◆ Telephone lines
 ▲ Internet users
 ■ Mobile cellular subscriptions



Source: 1) <http://data.worldbank.org/indicator/IT.NET.USER.P2>
 3) <http://data.worldbank.org/indicator/IT.CEL.SETS.P2>

2) <http://data.worldbank.org/indicator/IT.MLT.MAIN.P2>