

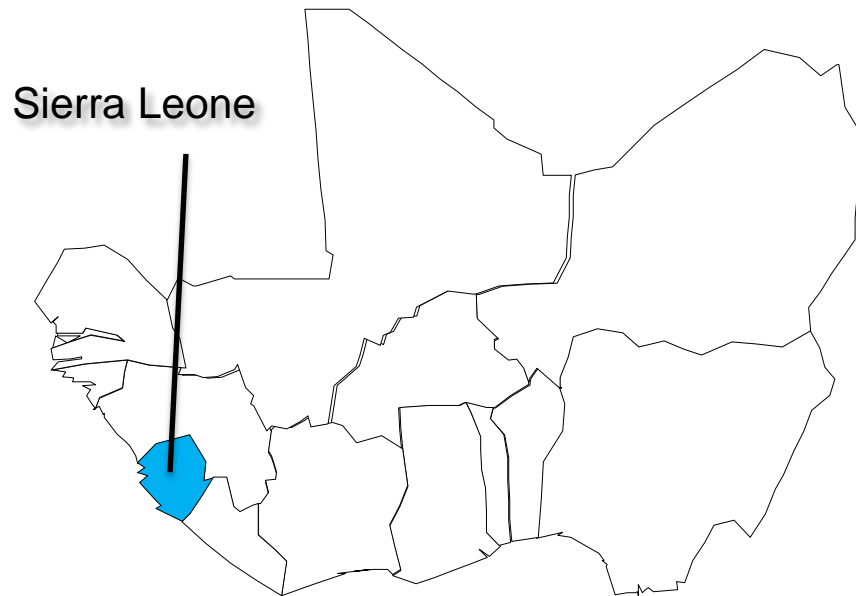


Project “Doing Business in the Economic Community of West African States (ECOWAS)”

Country Profile of Sierra Leone
by: Huan Xin and Ghaith Alzerkly

Sierra Leone: Overview (1/2)

Map of ECOWAS & Pictures



Flag of Sierra Leone

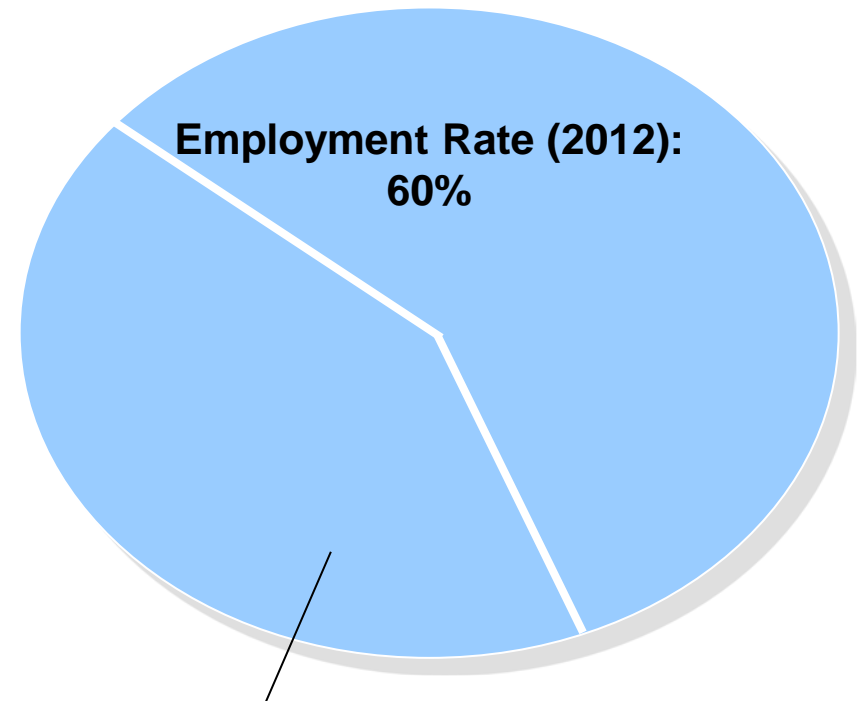


Ernest Bai Koroma (current president of Sierra Leone)

Sierra Leone: Overview (2/2)

Demography & Geography

Population	5.7 million
Capital	Freetown
Type of government	constitutional democracy
Year of independence	1961
Languages	English, Mende, Temne ,Krio.
Religion	60% Muslims, 10% Christian, 30% indigenous beliefs
Currency & Exchange rate (date)	Sierra Leonean Leone (SLL) 1.00€ = 4,866 SLL (18.01.2015)



Unemployment Rate (2012): 40%

*rounded figures

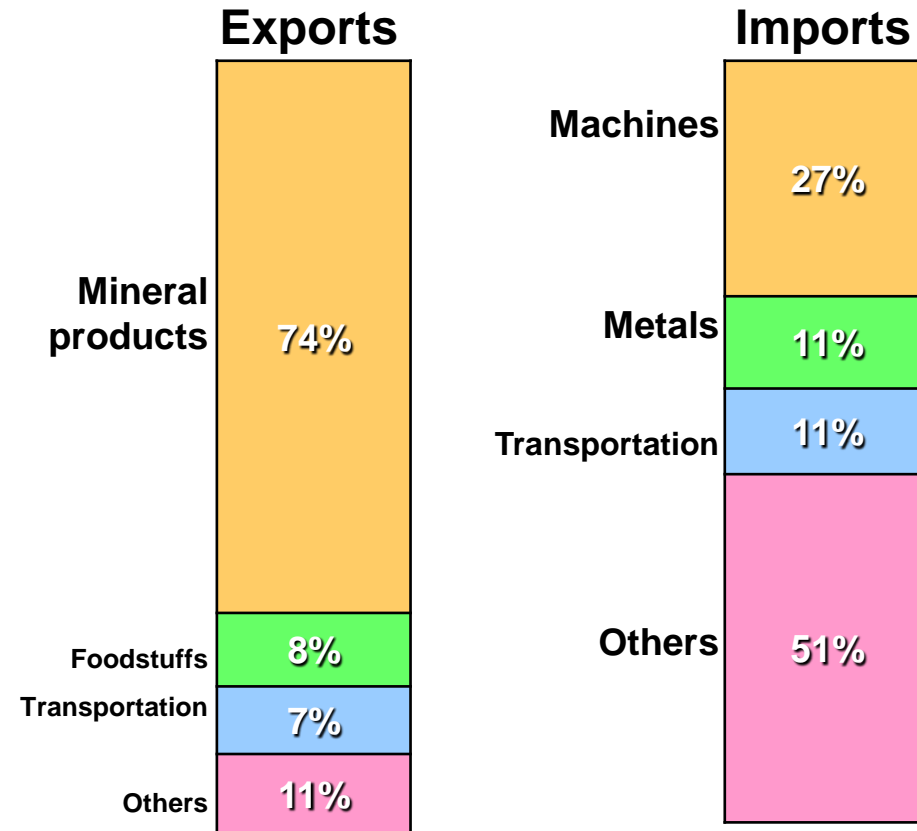
Source: 1) <http://www.indexmundi.com/factbook/countries> 2) <http://www.xe.com/currencyconverter/#converter> 3) <http://data.worldbank.org/indicator/SL.UEM.TOTL.ZS>

Sierra Leone: Economy (1/3)

GDP

GDP	4,929,214,080 US\$
GDP growth	+4.3% (based on 2005 US\$)
GDP per capita	1.9 US\$ (PPP)

Total Trade of merchandise & commercial services (2012)



Trade Value

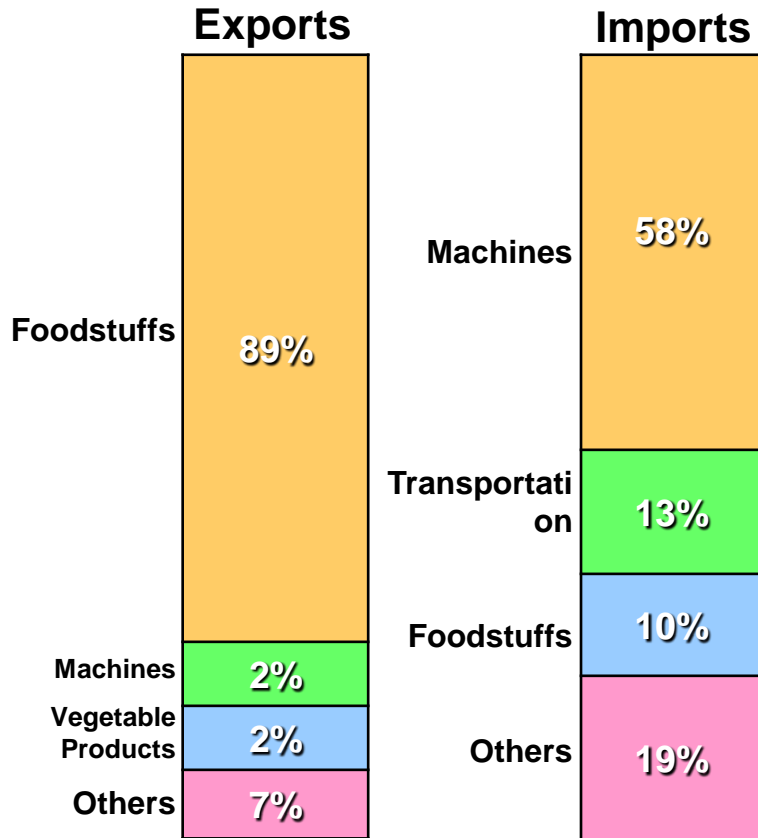


*rounded figures

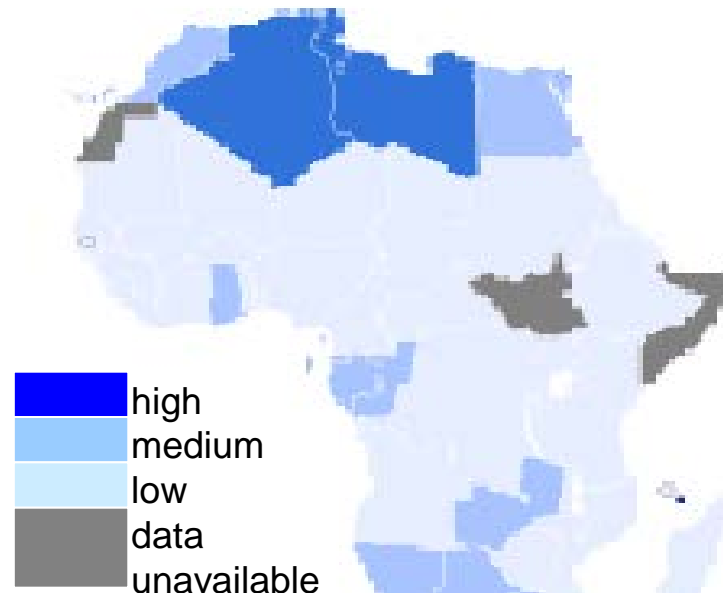
Source: 1) <http://data.worldbank.org/indicator/NY.GDP.MKTP.CD> <http://data.worldbank.org/indicator/NY.GDP.MKTP.PP.CD>
<http://data.worldbank.org/indicator/NY.GDP.MKTP.KD.ZG> <http://data.worldbank.org/indicator/NY.GDP.PCAP.PP.KD> 2) <http://www.indexmundi.com/factbook/countries>
 3) http://atlas.media.mit.edu/explore/tree_map/hs/import/mli/all/show/2012/ 4) http://atlas.media.mit.edu/explore/tree_map/hs/export/mli/all/show/2012/

Sierra Leone: Economy (2/3)

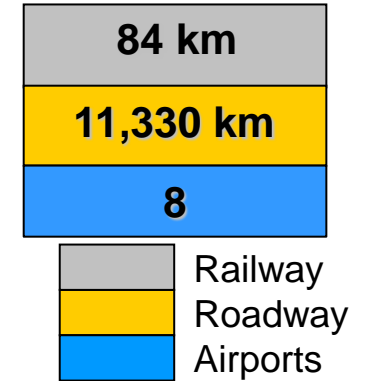
Trade of merchandise & commercial services with Germany (2012)



Human Development Index
HDI: 0.374 (Rank: 183)



Transport



*rounded figures

Source: 1) http://atlas.media.mit.edu/explore/tree_map/hs/import/mli/deu/show/2012/

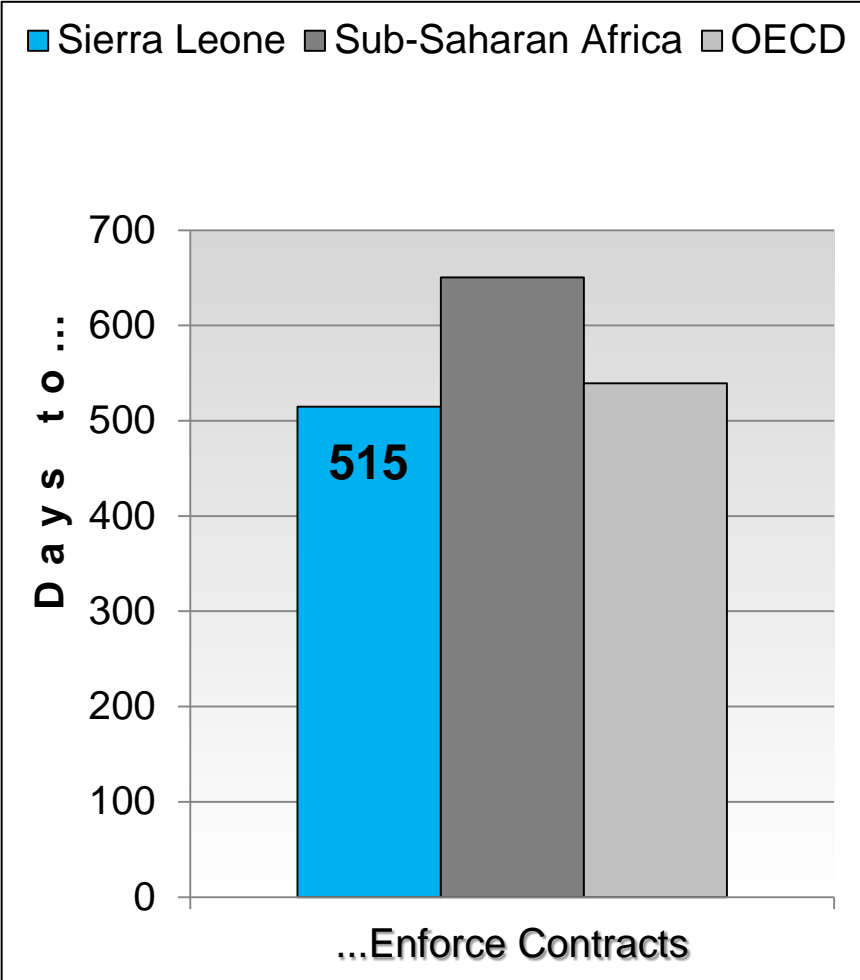
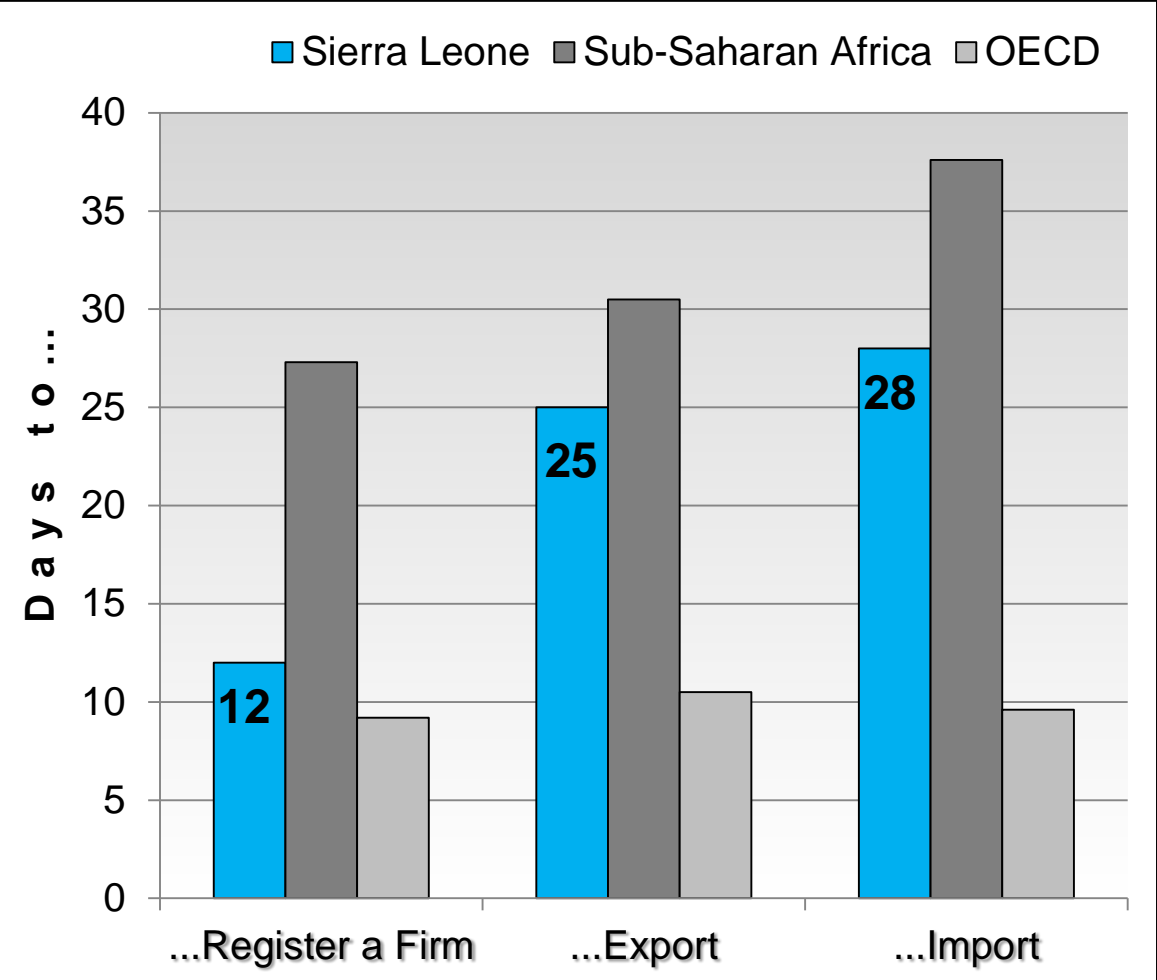
2) http://atlas.media.mit.edu/explore/tree_map/hs/export/mli/deu/show/2012/

3) <http://hdr.undp.org/en/content/table-1-human-development-index-and-its-components>

4) <http://www.infoplease.com/countries.html>

Sierra Leone: Economy (3/3)

Ease of Doing Business



Source: <http://www.doingbusiness.org/rankings>

Sierra Leone: Consumption (1/2)

Energy Consumption

Energy	Sierra Leone	Denmark (Population: 5.6 million)	Measuring Unit
Petroleum	4.5	155	Thousand Barrels per Day
Natural Gas	0.00	131	Billion Cubic Feet
Coal	0.00	5	Million Short Tons
Electricity	0.13	32	Billion kW/h

Household Consumption Expenditure (2009)

Food & Beverages: 38%	Housing: 15%	Transport: 2%
Clothing & Footwear: 9%	Furnishings: 3%	Recreation & Culture: 4%
Others: 29%		

*rounded figures

Source: 1) http://en.wikipedia.org/wiki/Member_state_of_the_European_Union 2) <http://www.eia.gov/countries/index.cfm>

3) <http://www.afdb.org/fileadmin/uploads/afdb/Documents/Publications/Household%20Consumption%20Report.pdf>

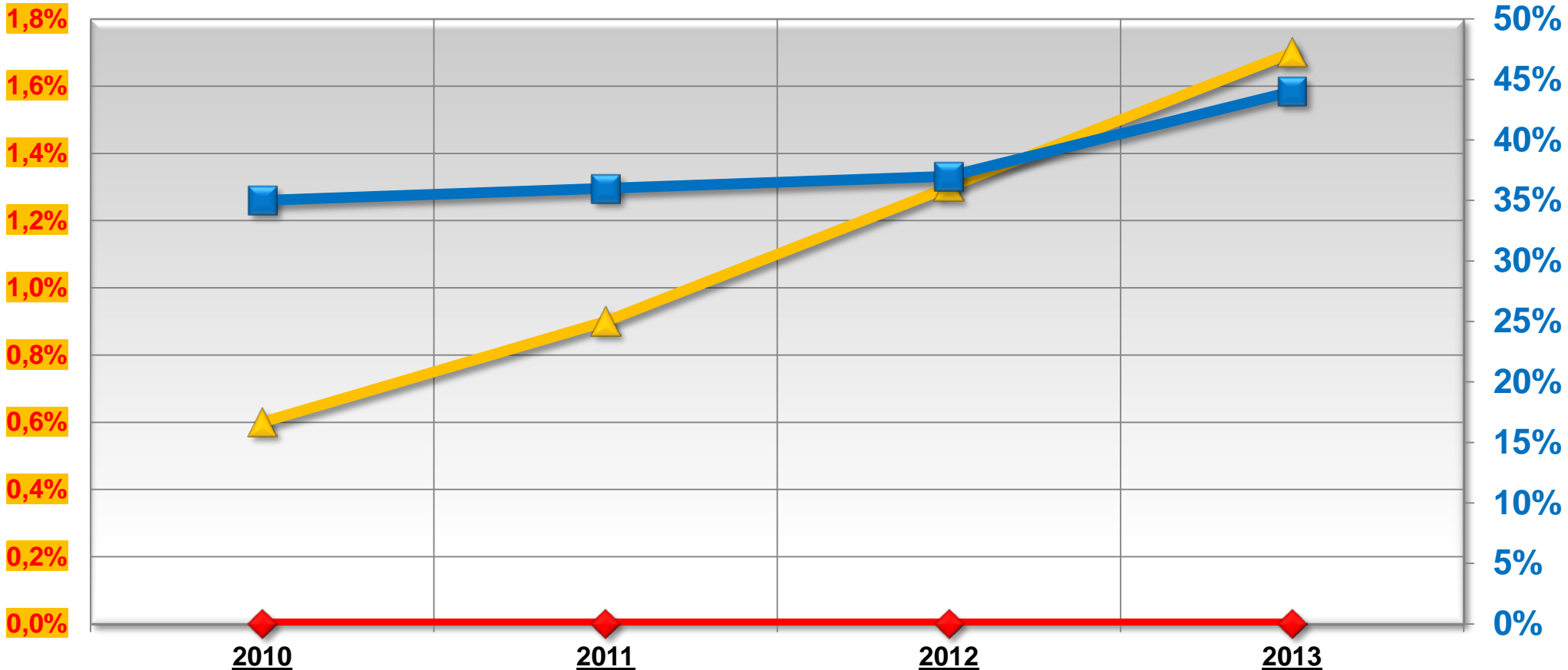
Sierra Leone: Consumption (2/2)

Penetration of communication tools

Telephone lines & Internet

Mobile subscriptions

◆ Telephone lines
 ▲ Internet users
 ■ Mobile cellular subscriptions



Source: 1) <http://data.worldbank.org/indicator/IT.NET.USER.P2>
 3) <http://data.worldbank.org/indicator/IT.CEL.SETS.P2>

2) <http://data.worldbank.org/indicator/IT.MLT.MAIN.P2>