



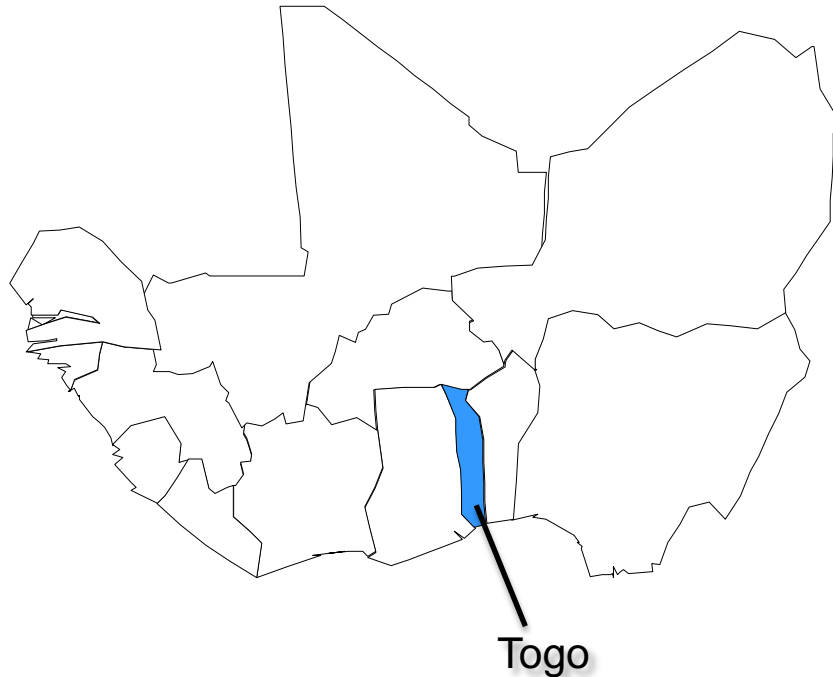
# Project “Doing Business in the Economic Community of West African States (ECOWAS)”

## Country Profile of Togo

by: Albiruni Raushanfikri, Clément Gaudin and Michel Abu Zulof

## Togo: Overview (1/2)

### Map of ECOWAS & Pictures



The Independence Monument in Lomé

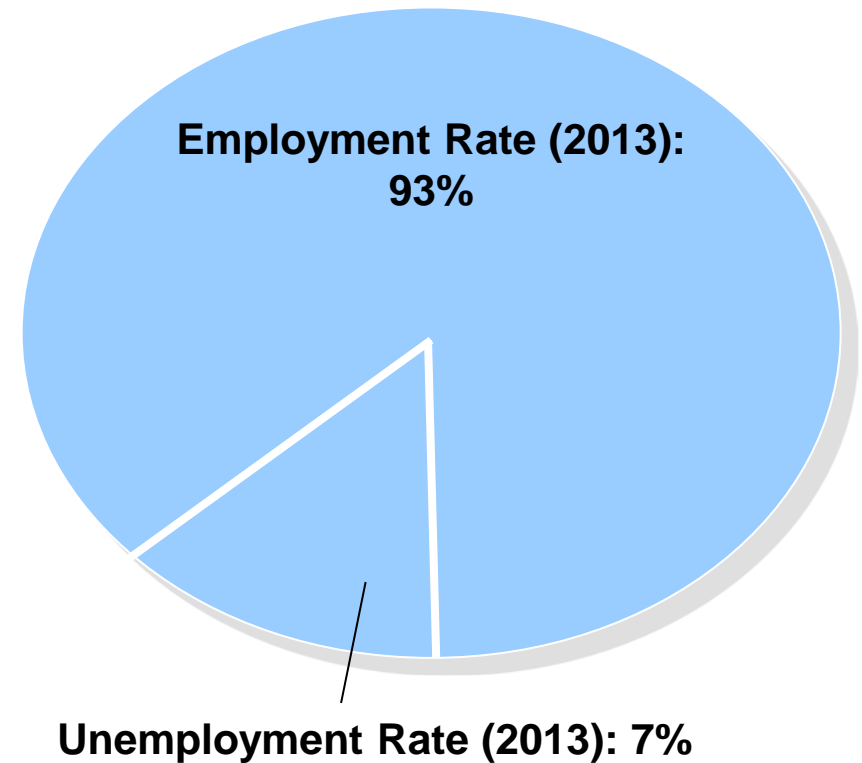


Togo's president and The First Family of U.S.

## Togo: Overview (2/2)

### Demography & Geography

Population	7.35 million
Capital	Lomé
Type of government	Presidentialrepublic
Year of independence	1960
Languages	French (official) Gbe languages, Kotocoli & Kabiyé
Religion	Indigenous beliefs (51%), Christian (29%), Muslim (20%)
Currency & Exchange rate (date)	West African CFA franc (XOF) 1.00 € = 655 XOF (18.01.2015)



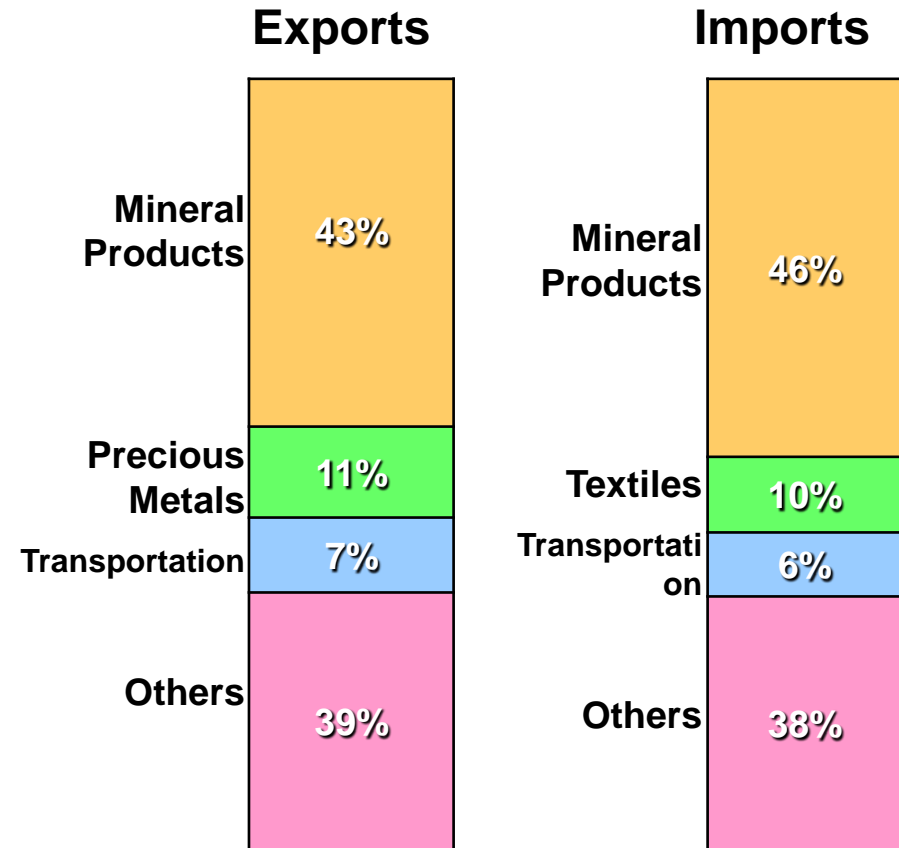
\*rounded figures

## Togo: Economy (1/3)

### GDP

<b>GDP</b>	4.338 billion US\$ (current US\$)
	9.479 billion US\$ (PPP)
<b>GDP growth</b>	+4.0% (based on 2005 US\$)
<b>GDP per capita</b>	1,346 US\$ (PPP)

### Total Trade of merchandise & commercial services (2012)



### Trade value

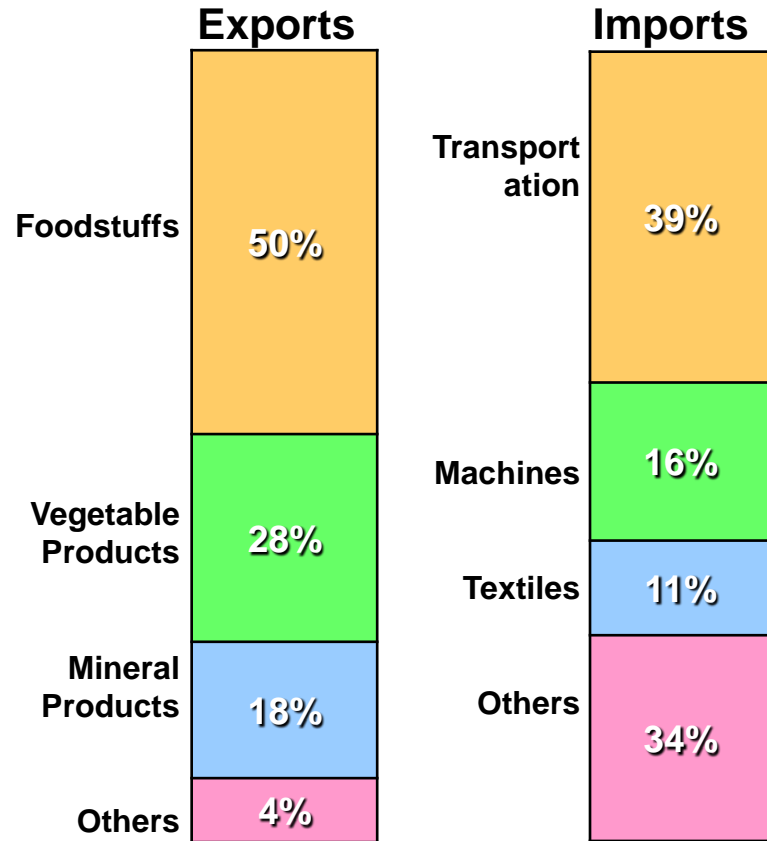


\*rounded figures

Source: 1) <http://data.worldbank.org/indicator/NY.GDP.MKTP.CD> <http://data.worldbank.org/indicator/NY.GDP.MKTP.PP.CD>  
<http://data.worldbank.org/indicator/NY.GDP.MKTP.KD.ZG> <http://data.worldbank.org/indicator/NY.GDP.PCAP.PP.KD> 2) <http://www.indexmundi.com/factbook/countries>  
 3) [http://atlas.media.mit.edu/explore/tree\\_map/hs/import/mli/all/show/2012/](http://atlas.media.mit.edu/explore/tree_map/hs/import/mli/all/show/2012/) 4) [http://atlas.media.mit.edu/explore/tree\\_map/hs/export/mli/all/show/2012/](http://atlas.media.mit.edu/explore/tree_map/hs/export/mli/all/show/2012/)

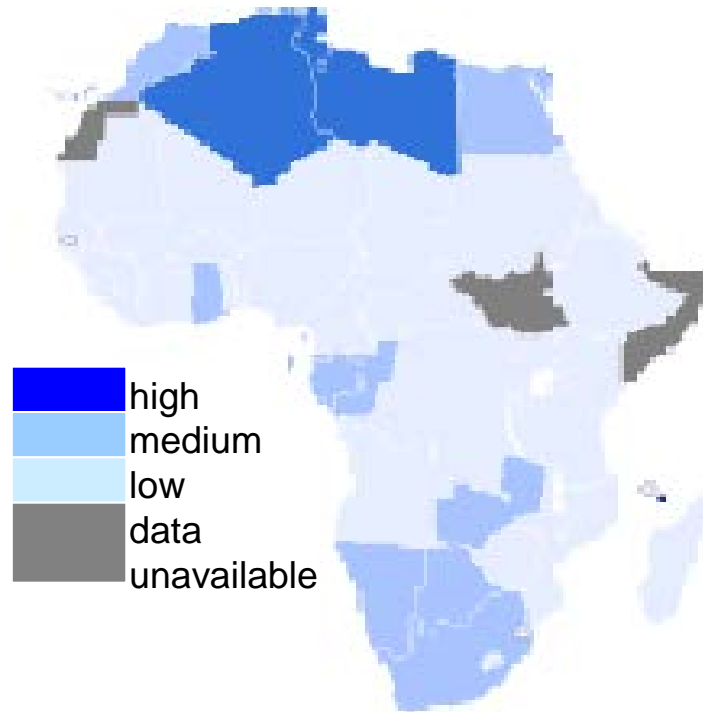
## Togo: Economy (2/3)

### Trade of merchandise & commercial services with Germany (2012)

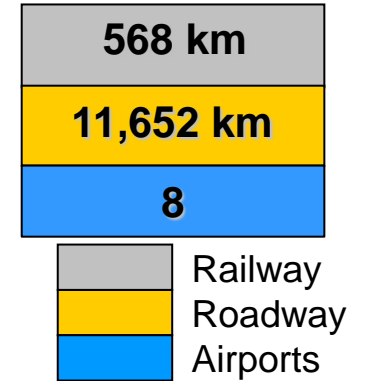


\*rounded figures

### Human Development Index HDI: 0.473 (Rank: 166)



### Transport



Source: 1) [http://atlas.media.mit.edu/explore/tree\\_map/hs/import/mli/deu/show/2012/](http://atlas.media.mit.edu/explore/tree_map/hs/import/mli/deu/show/2012/)

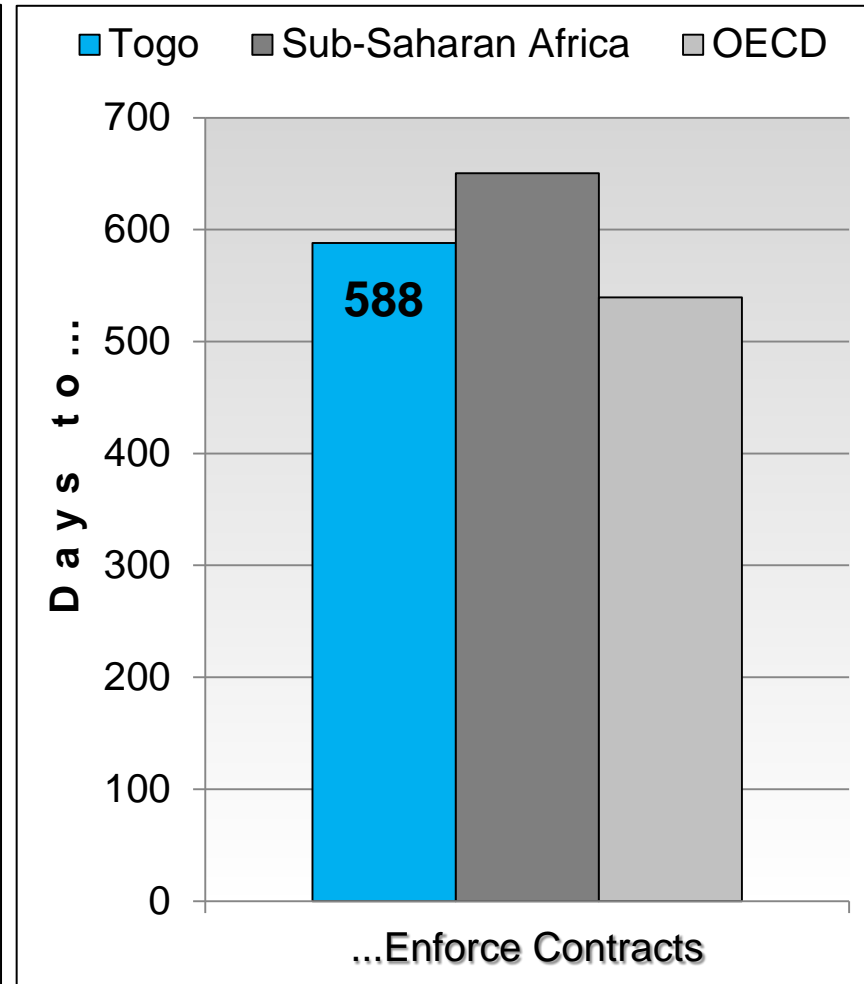
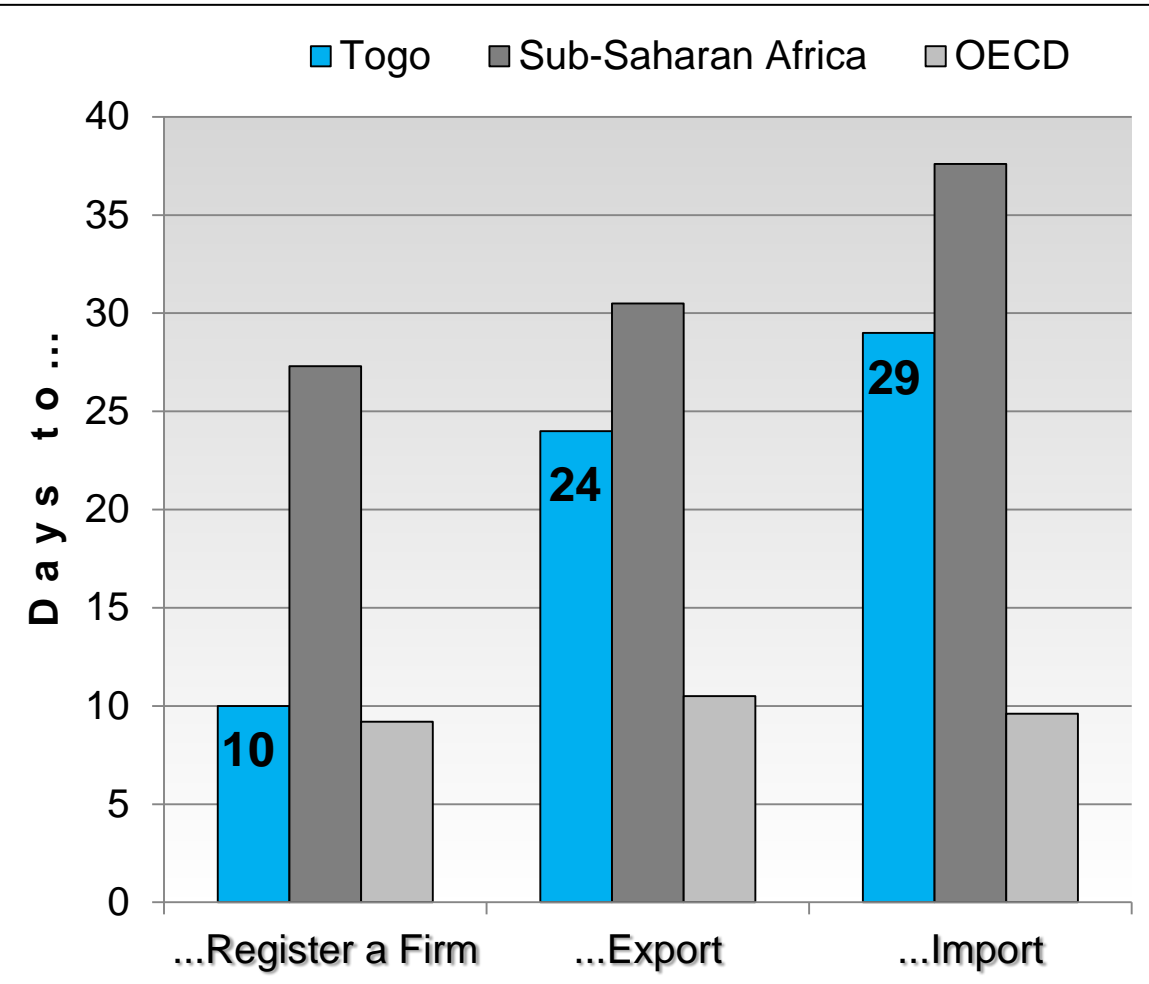
2) [http://atlas.media.mit.edu/explore/tree\\_map/hs/export/mli/deu/show/2012/](http://atlas.media.mit.edu/explore/tree_map/hs/export/mli/deu/show/2012/)

3) <http://hdr.undp.org/en/content/table-1-human-development-index-and-its-components>

4) <http://www.infoplease.com/countries.html>

## Togo: Economy (3/3)

### Ease of Doing Business



Source: <http://www.doingbusiness.org/rankings>

## Togo: Consumption (1/2)

### Energy Consumption

Energy	Togo	Bulgaria (Population: 7.28 million)	Measuring Unit
Petroleum	12	94	Thousand Barrels per Day
Natural Gas	0.00	108	Billion Cubic Feet
Coal	0.00	38	Million Short Tons
Electricity	0.7	32	Billion kWh

### Household Consumption Expenditure (2009)

<b>Food &amp; Beverages: 46%</b>	<b>Housing: 13%</b>	<b>Health: 5%</b>
<b>Clothing &amp; Footwear: 4%</b>	<b>Furnishings: 5%</b>	<b>Restaurants &amp; Hotels: 7%</b>
<b>Others: 20%</b>		

\*rounded figures

Source: 1) [http://en.wikipedia.org/wiki/Member\\_state\\_of\\_the\\_European\\_Union](http://en.wikipedia.org/wiki/Member_state_of_the_European_Union) 2) <http://www.eia.gov/countries/index.cfm>

3) <http://www.afdb.org/fileadmin/uploads/afdb/Documents/Publications/Household%20Consumption%20Report.pdf>

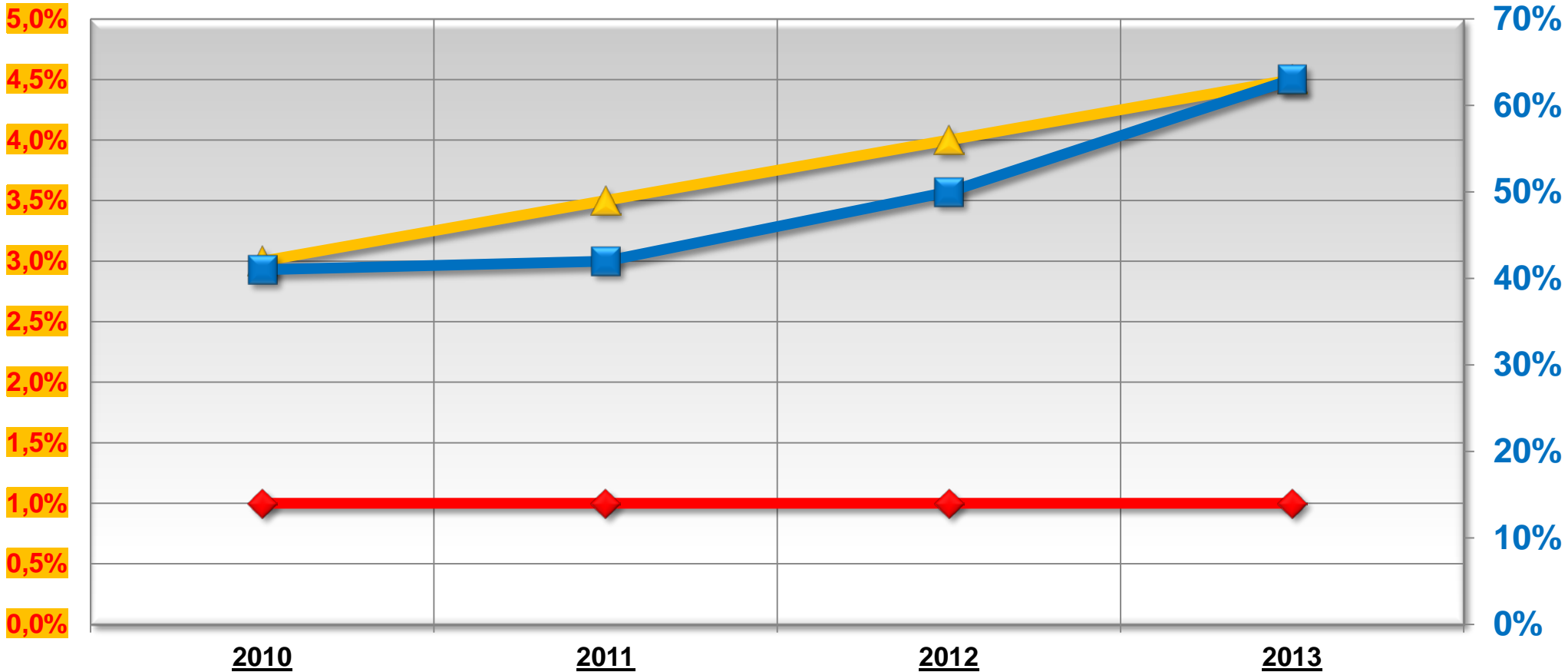
## Togo: Consumption (2/2)

### Penetration of communication tools

Telephone lines & Internet

Mobile subscriptions

◆ Telephone lines    
 ▲ Internet users    
 ■ Mobile cellular subscriptions



Source: 1) <http://data.worldbank.org/indicator/IT.NET.USER.P2>  
 3) <http://data.worldbank.org/indicator/IT.CEL.SETS.P2>

2) <http://data.worldbank.org/indicator/IT.MLT.MAIN.P2>